



TEACHER
INFORMATION
KIT

SCHOOL SUSTAINABILITY FESTIVAL





SCHOOL SUSTAINABILITY FESTIVAL

THURSDAY SEPTEMBER 5, 2024

9AM - 2.30PM

BACKGROUND

School Sustainability Festival 2024

Theme: Our Beautiful Bay

The School Sustainability Festival is an annual event organised by the Port Phillip EcoCentre to provide local schools and their communities an opportunity to share and celebrate their environmental and student leadership achievements within City of Port Phillip, Bayside City Council, City of Stonnington and City of Glen Eira.

Now in its 19th year, the School Sustainability Festival is Victoria's longest running school sustainability festival celebrating and empowering student leadership for our environment. The festival is a place where students share knowledge, ideas, skills and inspiration (Kids Teaching Kids Model) with their peers from other schools for continued positive environmental action.

Who is the Port Phillip EcoCentre?

The EcoCentre is a leading community-managed organisation with a dedicated team of scientists, educators and volunteers who design and implement innovative environmental programs.

Our expertise is the health of Port Phillip Bay and the urban ecology of Greater Melbourne, within the traditional lands of the Kulin Nation.

The School Sustainability Festival is organised by the Port Phillip EcoCentre and proudly supported by the City of Port Phillip, the City of Bayside, City of Stonnington and City of Glen Eira. Special thanks also to our generous EcoCentre 2024 donors and festival volunteers for enabling all students and teachers to attend this special event completely free of charge.

The EcoCentre acknowledges the Kulin Nations, including the Yalukut Weelam clan of the Boon Wurrung language group, traditional owners of the land on which we are located.

We pay respects to their Elders past and present, and extend that respect to other Aboriginal and Elder members of our multicultural community.

CONTENTS

- Kids Teaching Kids Model -2
- Waste Wise Event - 2
- Morning Tea & Lunch - 2
- Program - 3
- Getting to the Festival - 4
- Student Workshops & Template -5-7
- What to Bring & Duty of Care - 8
- Teacher Check-list - 9
- Photo Permission Forms - 10-12



KIDS TEACHING KIDS MODEL

Kids Teaching Kids is a school-based learning model that inspires young people to learn and care for their environment, by using local environmental issues as a theme for learning.

Kids Teaching Kids starts in the classroom and extends into the community. The Kids Teaching Kids Learning Model uses peer teaching and learning pedagogy. **Teachers become facilitators and students are empowered to take responsibility for their own learning by designing, planning and delivering their own student-led workshop.**

Through the education techniques in the Kids Teaching Kids Learning Model, students learn with their head, heart and hand. In other words, students are encouraged into thinking, feeling and developing practical ways to respond to the challenges facing our environment.

For more information on how to prepare your schools student-led workshop for this event, please see our template on p. 5-7



WASTE WISE EVENT

Our goal is to run a zero-waste event. Every year we conduct a waste audit to assist us to achieve this goal. You can help us succeed by doing the following:

Workshops

When planning your student-led workshops and activities, please plan to have no or minimal waste and that you will take your waste away with you.

Nude Food Lunch

Students and teachers are invited to bring their own healthy nude-food lunch free of packaging!

MORNING TEA & LUNCH

Morning Tea

Morning Tea is catered for students and teachers by the City of Port Phillip. Tea and Coffee is also available for staff & teachers.

Lunch

BYO Nude Food Lunch



PROGRAM

The morning will include a range of student delivered workshops using the Kids Teaching Kids methodology, as well as mainstage presentations and awards at the **St Kilda Town Hall**.

The afternoon will include adult-led activities from environmental educators from the EcoCentre and other guest organisations at the **St Kilda Botanic Gardens**.

St Kilda Town Hall

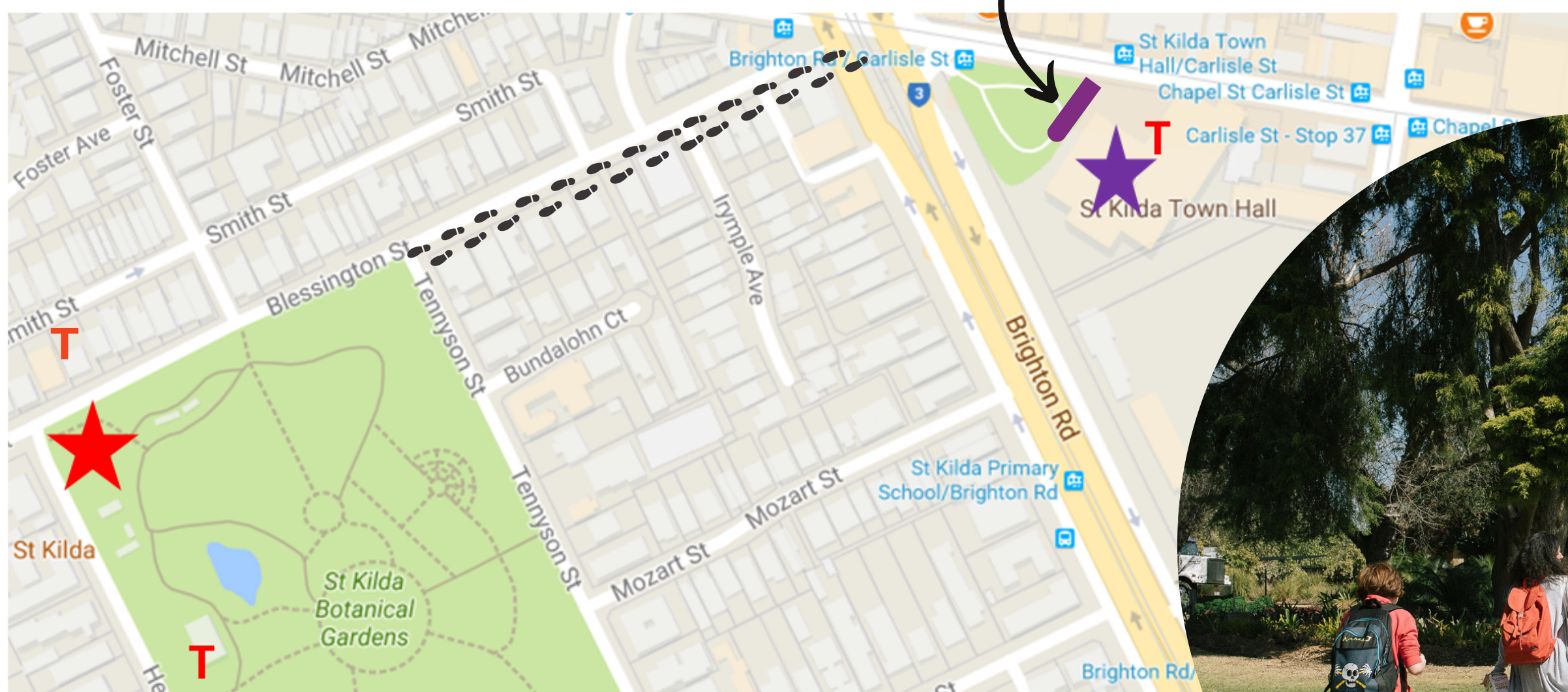
Botanic Gardens

Time	Program
9.00-9.20	Arrival and registration
9.20-9.35	Time to set up workshop spaces and equipment
9.40-10.00	Official Open: Welcome to Country Mayor/Councillors Speech
10-11.00	Student Workshops (Session 1 + 2)
11-11.20	Morning Tea (Catering provided by City of Port Phillip)
11.20-11.40	Student Workshops (Session 3)
11.45-12.25	Main Stage Presentation + Awards
12.25-1.00	Walk to St Kilda Botanic Gardens BYO Nude Food Lunch
1.05-2.15	Afternoon Interactive Activities and Special Guests
2.15-2.30	Festival wrap up and conclusion

Please note, this is a draft program subject to change. We will send a final program out prior to the festival. In the case of poor weather, we will run the afternoon program at the St Kilda Town Hall and notify all schools prior to the festival date.

GETTING TO THE FESTIVAL

Main Entrance - St Kilda Town Hall



The two venues for the festival are:

St Kilda Town Hall (Morning Program 9am–12.20pm)

99a Carlisle St, St Kilda



St Kilda Botanic Gardens (Afternoon Program 12.45–2.30pm)



T Toilets

Walking between venues:

Distance : 650 m (Wheelchair accessible)

Participants walk from St Kilda Town Hall to the St Kilda Botanic Gardens along Blessington St. All adults are asked to assist during the walk, especially across Brighton Rd (completed in small groups using pedestrian crossings). We will have EcoCentre volunteers in high vis to assist with safe crossing.

Please note, in the case of bad weather, we will run the afternoon program at the St Kilda Town Hall. We will communicate this to all schools prior to the event if required.

Transport

Bus – **Drop Off** at Town Hall via Brighton Rd. **Pick up** at 55a Blessington St St Kilda (Botanic Gardens)

Bike – limited bike parking is available on Carlisle St

Public Transport – Train via Sandringham Line to Balaclava Station, Tram lines 3/3a, 16, 67 and 78

Accessibility – all venues are accessible by wheelchair/mobility devices, pathways in the Botanic Gardens are gravel

STUDENT WORKSHOPS

The morning program includes student-led workshops based on the Kids Teaching Kids method (p.2)

On the next page, you will find a **Workshop Template** to guide students in the design, planning and delivery of their workshop.

Please complete and return the workshop template to us by Wednesday 23 August.

Also, we're here to help! If you'd like to discuss the workshops or need support, please e-mail alex@ecocentre.com



Some tips!

- 20 minute workshops - keep it simple!
- Relate it back to your school
- Try to minimise waste when thinking about materials for workshops
- Have fun!
- Hands-on & interactive is great!
(most workshops will need to be run **without** AV/Tech)

AUDIO/VISUAL & TECH

Unfortunately, **most of the spaces do not have access to power or screens for presentations.**

Instead, try to focus on hands-on, interactive activities for your workshops. In fact, these are some of the best workshops!

We only have 4-5 slots available for spaces with AV or power points.

If your school would like to reserve one of these spaces, please contact us as soon as possible!



STUDENT WORKSHOP TEMPLATE

School:	Student names:
Teacher name:	
Year level:	

Workshop title/topic	A catchy title helps!
Are you currently undertaking any projects or actions at your school or in your community, based on your topic?	The most meaningful workshops are those that link back to real life projects that you are actually undertaking
Do you have a mentor? Please provide details	Mentors are local community members with expertise and who can assist you in researching your topic
Outline the key facts that will guide your workshop development	
What is your take home message?	



STUDENT WORKSHOP TEMPLATE

In a 20 minute workshop you will have:

- **Introduction** (3-5 minutes)
- **2x Activity Rotations** (5 - 7 minutes each)
- **Reflection** (3-5 minutes)

Please provide details of your workshop below:

What is the activity? What will you be doing?

What will your audience be doing?

Which students are in charge of each section?

Introduction (3-5 minutes)	
Activity One (5-7 minutes)	
Activity Two (5-7 minutes)	
Reflection, Summary (3-5 minutes)	
Resources, equipment or props required	

WHAT TO BRING

A student checklist of things to bring!

- Nude food lunch
- Water bottle
- Any materials/equipment for your student-led workshop
- Passion!
- Suitable clothing for being outdoors: sturdy shoes, hat, rain jacket, jumper



DUTY OF CARE


Teachers/Carers take Duty of Care Responsibility for students and follow best practice consistent with the [Department of Education and Training Excursions Policy](#) and [Victorian DET Risk Management - Schools](#) requirements, including teacher to student ratio and behavior management.

This is an indoor and outdoor Festival so please advise students to dress for the weather.



TEACHER CHECKLIST

Please take note of the following key dates!



Workshop Title
before Friday 16 August

Please provide your workshop title/topic. This will allow us to finalise the program!




Photo Permission Forms +
List of students without permission
before Friday 23 August

Send to alex@ecocentre.com



CONTACT & SUPPORT

We're here to help!

If you'd like to contact us with any questions, please reach out to:

Alex Hoffman, Education Programs Coordinator

alex@ecocentre.com

9525 3102

www.ecocentre.com and search School Sustainability Festival



PHOTO PERMISSION FORM

SPECIAL PERMISSION NOTICE FOR PUBLICATIONS/MEDIA

Use of photographs/film/video of children in media, newsletters, and publications

During the course of environmental programs with the Port Phillip EcoCentre, photographs and video will assist documenting and promoting the achievements of the students. Photographs and film footage may be used by the Port Phillip EcoCentre and program sponsors and partners. This might include newsletters, presentations, media releases, social media (Facebook, Twitter and Instagram), videos and associated websites.

The purpose of this letter is to obtain your permission for your child to be photographed or filmed by the Port Phillip EcoCentre and for your child's photograph, digital recording, or film, or video footage to appear in associated newsletters, publications, presentations, media releases, social media and websites.

I, _____ [name of parent/guardian]
consent / DO NOT consent [circle your choice]
to my child _____ [name of child]
being photographed or filmed by Port Phillip EcoCentre and for my child's photograph, digital recording, or film or video footage to appear in associated publications and/or media newsletters, presentations, media releases and websites.

Signature [parent/guardian]

Date

Signature [child]

Date

Name of School



(Intentionally left blank)

